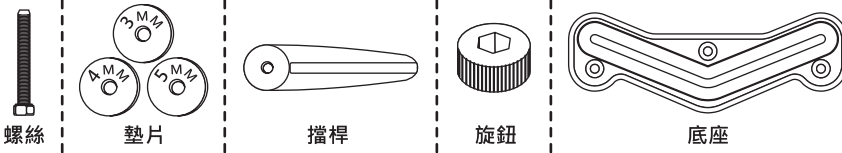


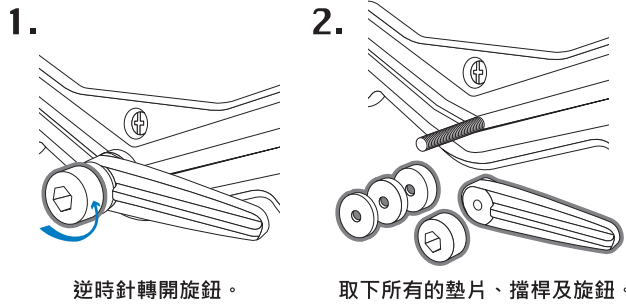
LT-32. 側掛袋快拆扣具

LOTUS

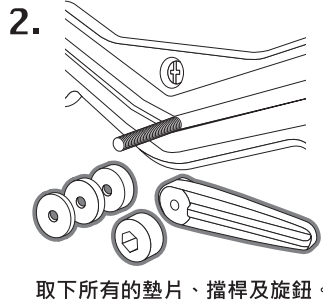
www.lotus-bag.com



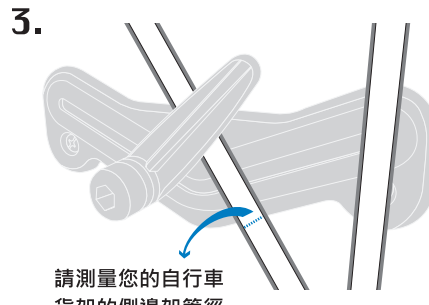
警告-不正確的安裝或使用可能會導致嚴重的事故和或傷害。有關正確的安裝，請參閱說明或與當地經銷商聯繫。



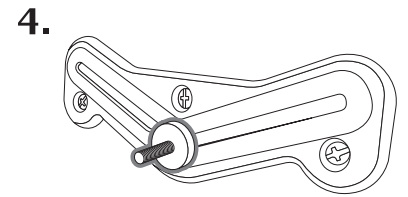
1. 逆時針轉開旋鈕。



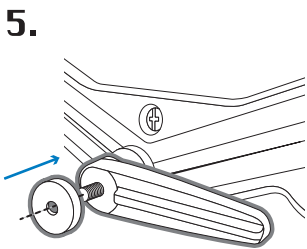
2. 取下所有的墊片、擋桿及旋鈕。



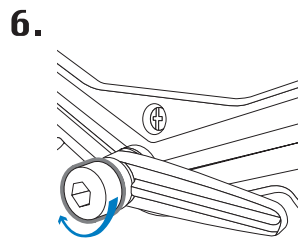
3. 請測量您的自行車貨架的側邊架管徑。



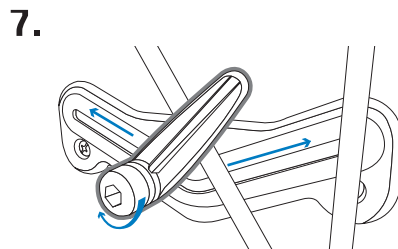
4. 請依照附錄的墊片組合尺寸表選擇適合側邊架尺寸的墊片。然後放入合適尺寸的墊片組合。



5. 放入擋桿，並將其他不用的墊片放於擋桿之上。



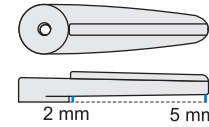
6. 順時針鎖上旋鈕，不要鎖太緊。



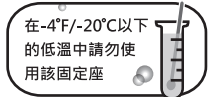
7. 如圖所示，將擋桿調整到合適的位置上，固定好貨架的側邊架之後，把旋鈕鎖緊。

· 附錄

墊片厚度(mm)	側邊架管徑
5	7-9 mm
3+5	10-12 mm
4+5	11-13 mm
3+4+5	14-16 mm



擋桿傾斜設計，使用者可以移動擋桿來找固定側邊架，也可以找出最好的固定位置。



在-4°F/-20°C以下的低溫中請勿使用該固定座

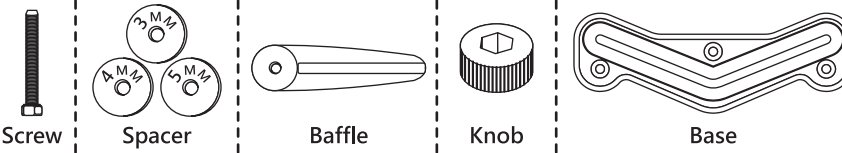
TC ver. 1.0 2022/07/04 MADE IN TAIWAN PATENT PENDING

Copyright © 2022 SHINE-HO KNAPSACK & BAG MFG. CO., LTD. All rights reserved.

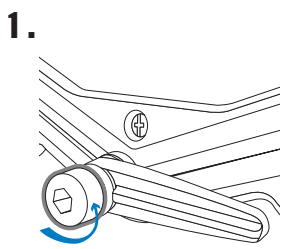
LT-32. Quick Release Buckle

LOTUS

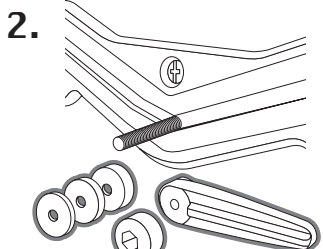
www.lotus-bag.com



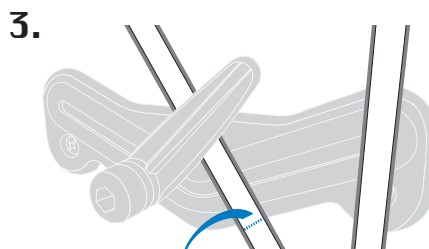
Warning - Improper installation or use may result in serious accident and/or injury. For proper installation, please see the instruction or contact your local dealers.



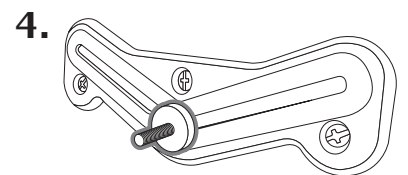
1. Loosen the knob counterclockwise.



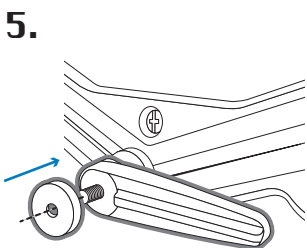
2. Remove all the spacers, baffle and knob.



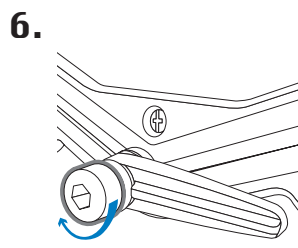
3. Please measure the side frame diameter on your bike rack.



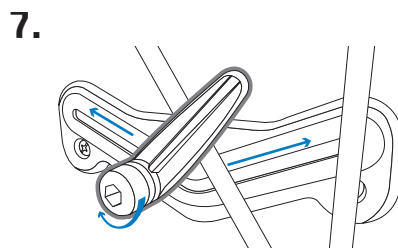
4. Please refer to appendix for the combination table of spacer thickness. Select the appropriate spacer combination according to your side frame diameter. Place the correct size spacer combination.



5. Position the baffle and place unused spacers over the baffle.



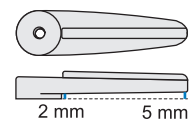
6. Close the knob clockwise and tighten slightly.



7. Adjust the baffle position as shown to secure the side frame of bike rack, then turn the knob to tighten.

Appendix

Thickness (mm)	Side frame diameter of rack
5	7-9 mm
3+5	10-12 mm
4+5	11-13 mm
3+4+5	14-16 mm



With the inclined design of the baffle, the users can move the baffle to secure side frame, and can also find the best fixed position.



Can not be used under temperature of -4°F/ -20°C

EN ver. 1.0 2022/07/04 MADE IN TAIWAN PATENT PENDING

Copyright © 2022 SHINE-HO KNAPSACK & BAG MFG. CO., LTD. All rights reserved.